

Bakersfield College

CA Benchmarking Project

English Sequence Cohorts

Contents:

As Described in Step 3 of the Workbook

- Successful Course Completion Rates
- Graphs Illustrating the Successful Course Completion Rates
- Full Grade Distributions – Includes Counts for all Grades not just Successful Grades

As Described in Step 4 of the Workbook

- Migration through Basic Skills, starting with the Lowest Basic Skills Course (ACDVB68)
 - Cohort Demographics (ACDVB68) – Provided as Additional Information
- Migration through Basic Skills, starting with the Highest Basic Skills Course (ENGLB60)
 - Cohort Demographics (ENGLB60) – Provided as Additional Information

Bakersfield College
CA Benchmarking Project
English Sequence - Successful Course Completion Rates - Fall 2007

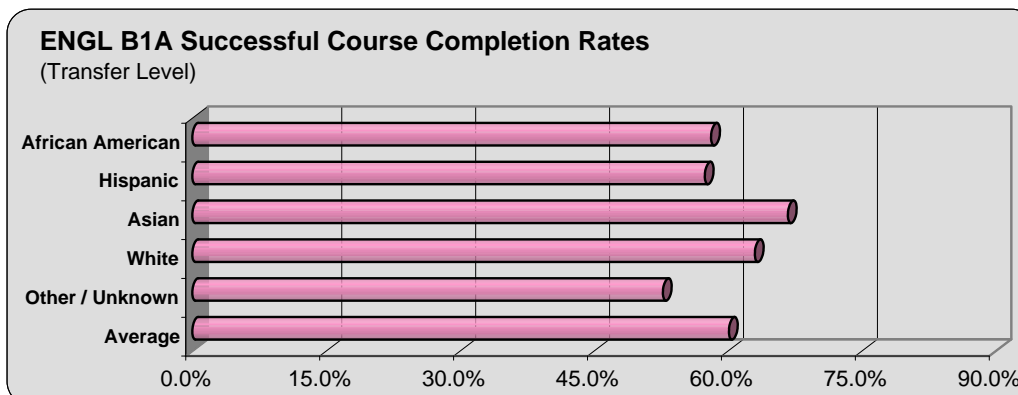
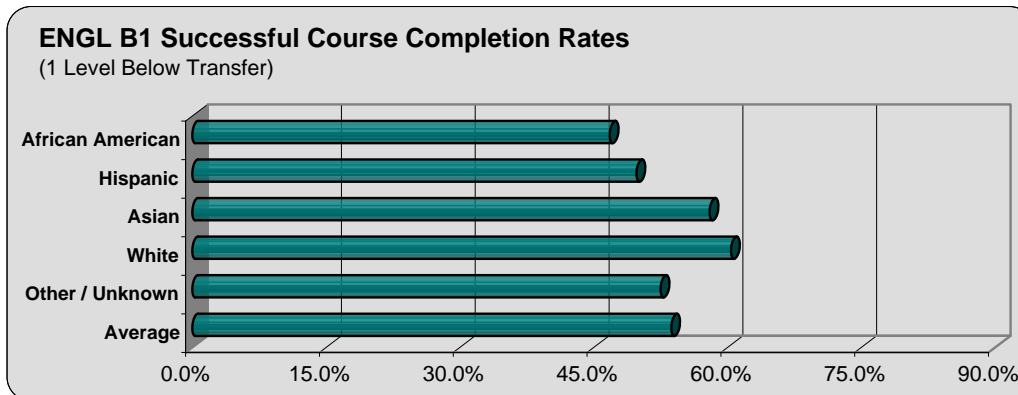
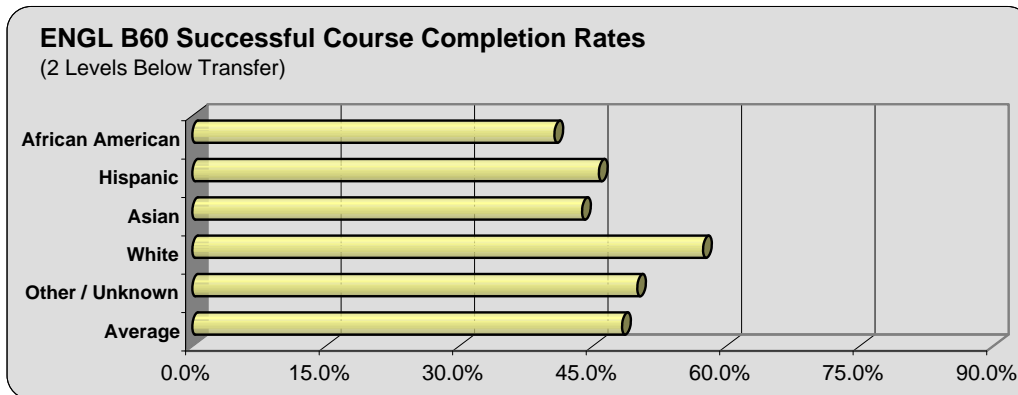
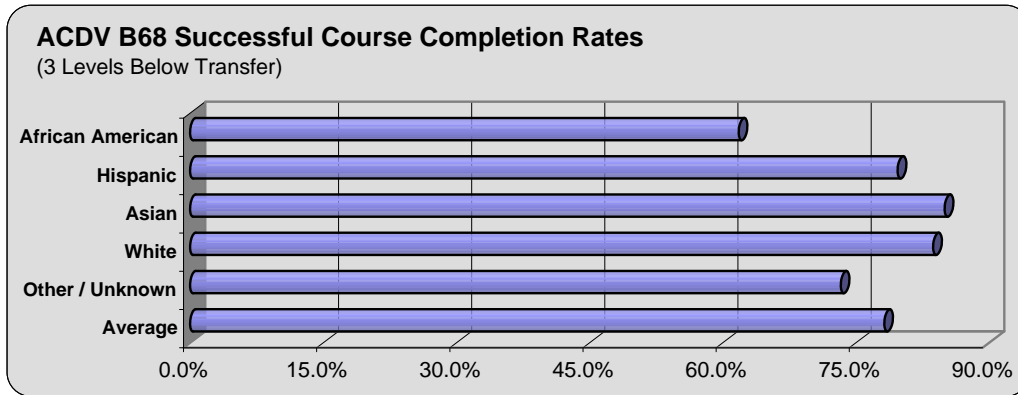
Baseline Data of Successful Course Completion¹ Rates for Courses in the English Sequence

Ethnicity		English Course Sequence			
		ACDV B68 3 Levels Below Transfer	ENGL B60 2 Levels Below Transfer	ENGL B1 1 Level Below Transfer	ENGL B1A Transfer Level
African American	Number Enrolled	34	59	62	43
	Success Number	21	24	29	25
	Success Rate	61.8%	40.7%	46.8%	58.1%
Hispanic	Number Enrolled	202	462	490	352
	Success Number	161	211	244	202
	Success Rate	79.7%	45.7%	49.8%	57.4%
Asian/ Filipino/ Pacific Islander	Number Enrolled	20	32	50	54
	Success Number	17	14	29	36
	Success Rate	85.0%	43.8%	58.0%	66.7%
White	Number Enrolled	49	190	323	370
	Success Number	41	109	195	233
	Success Rate	83.7%	57.4%	60.4%	63.0%
Other / Unknown	Number Enrolled	30	56	59	55
	Success Number	22	28	31	29
	Success Rate	73.3%	50.0%	52.5%	52.7%
Total	Number Enrolled	335	799	984	874
	Success Number	262	386	528	525
	Success Rate	78.2%	48.3%	53.7%	60.1%

¹ Course Completion with a Grade of A, B, C or Credit is considered "Successful"

Bakersfield College
CA Benchmarking Project

English Sequence - Successful Course Completion Rates¹ - Fall 2007



¹ Course Completion with a Grade of A, B, C or Credit is considered "Successful"

Bakersfield College
CA Benchmarking Project
English Sequence - Successful Course Completion Rates - Fall 2007
 Grade Distributions for all Sections of each Course in the English Course Sequence

Course	Ethnicity	Grades								Successful ¹	
		A	B	C	D	F	IF	W	Total	#	%
ACDVB68	African American	6	8	7	2	7		4	34	21	61.8%
	Hispanic	65	55	41	18	9	3	11	202	161	79.7%
	Asian/Filipino/Pacific Islander	6	7	4				3	20	17	85.0%
	White	22	14	5	3		1	4	49	41	83.7%
	Other/Unknown	11	7	4	2	5		1	30	22	73.3%
	ACDVB68 Total		110	91	61	25	21	4	23	335	262
ENGLB60	African American	5	8	11	20	8		7	59	24	40.7%
	Hispanic	23	79	109	130	57	1	63	462	211	45.7%
	Asian/Filipino/Pacific Islander	3	7	4	7	5		6	32	14	43.8%
	White	16	37	56	36	18		27	190	109	57.4%
	Other/Unknown	6	7	15	13	8	1	6	56	28	50.0%
	ENGLB60 Total		53	138	195	206	96	2	109	799	386
ENGLB1	African American	1	8	20	5	15	1	12	62	29	46.8%
	Hispanic	25	74	145	123	42	1	80	490	244	49.8%
	Asian/Filipino/Pacific Islander	4	13	12	11	1		9	50	29	58.0%
	White	35	75	85	46	23		59	323	195	60.4%
	Other/Unknown	6	9	16	9	5		14	59	31	52.5%
	ENGLB1 Total		71	179	278	194	86	2	174	984	528
ENGLB1A	African American	8	8	9	2	5		11	43	25	58.1%
	Hispanic	29	83	90	18	47	1	84	352	202	57.4%
	Asian/Filipino/Pacific Islander	4	18	14	1	5		12	54	36	66.7%
	White	70	119	44	18	38	12	69	370	233	63.0%
	Other/Unknown	8	12	9	4	9		13	55	29	52.7%
	ENGLB1A Total		119	240	166	43	104	13	189	874	525

¹ Course Completion with a Grade of A, B, C or Credit is considered "Successful"

Bakersfield College
CA Benchmarking Project
Migration through Basic Skills Worksheet

English Sequence - Students Beginning with Lowest Level Basic Skills

Tracking first-time students taking ACDV B68 in Fall 2003 through their subsequent enrollments in ENGL B60, ENGL B1 and ENGL B1A from Spring 2004 through Spring 2007 (10 terms).

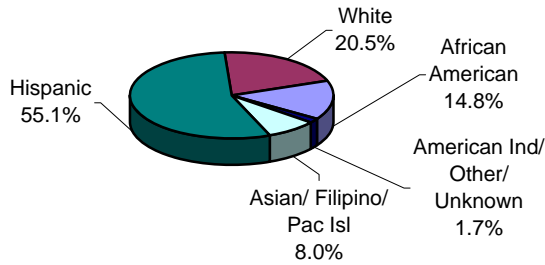
English Course Sequence																
Ethnicity	ACDV B68 (Cohort) 3 Levels Below Transfer			ENGL B60 2 Levels Below Transfer				ENGL B1 1 Level Below Transfer				ENGL B1A <u>Transfer</u> Level				% of ACDVB68 Cohort to Successfully Complete Transfer English within 10 Terms
	Enrolled	Successful		Enrolled		Successful		Enrolled		Successful		Enrolled		Successful		
	# in Cohort	#	%	#	% of Cohort	#	%	#	% of Cohort	#	%	#	% of Cohort	#	%	
African American	26	12	46.2%	7	26.9%	3	42.9%	2	7.7%	2	100%	1	3.8%	1	100%	3.8%
Hispanic	97	62	63.9%	35	36.1%	14	40.0%	9	9.3%	5	55.6%	3	3.1%	3	100%	3.1%
Asian/ Filipino/ Pacific Islander	14	9	64.3%	6	42.9%	4	66.7%	2	14.3%	2	100%	2	14.3%	1	50.0%	7.1%
White	36	19	52.8%	13	36.1%	7	53.8%	5	13.9%	2	40.0%	1	2.8%	1	100%	2.8%
Other / Unknown	3	1	33.3%	1	33.3%	-	0.0%	-	0.0%	-	0.0%	-	0.0%	-	0.0%	0.0%
Total	176	103	58.5%	62	35.2%	28	45.2%	18	10.2%	11	61.1%	7	4.0%	6	85.7%	3.4%

Explanation: The study includes first-time students who began their sequence of English coursework in ACDV B68, the lowest level basic skills English course, during Fall 2003. They were tracked for subsequent enrollments from Spring 2004 through Spring 2007 including summer terms 10 terms in all. Enrollments and successful completions (A, B, C or CR grades) were noted as they migrated from the lowest level basic skills course up to the transfer level English course. Success rates in the subsequent courses include the best attempt in the course.

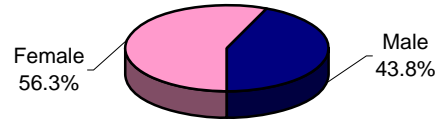
**Bakersfield College
CA Benchmarking Project**

ENGLISH - Lowest Basic Skills Cohort (ACDVB68) Demographics - Fall 2003

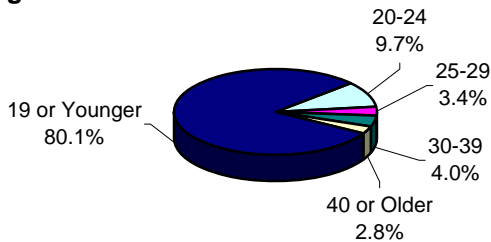
Ethnicity - F03 ACDVB68 Cohort



Gender - F03 ACDVB68 Cohort

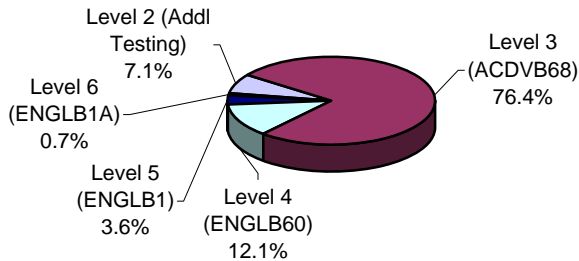


Age - F03 ACDVB68 Cohort



Placement Results - F03 ACDVB68 Cohort

Results below are for those who tested.
However, 20.5% of the cohort did not have test results.



Major - F03 ACDV B68 Cohort		
Major	#	%
Undeclared	51	29.0%
Registered Nursing	16	9.1%
Child Development Teacher	11	6.3%
Business Administration	10	5.7%
Administration of Justice	7	4.0%
Liberal Studies	7	4.0%
Computer Science	6	3.4%
Correctional Administration	6	3.4%
Psychology	5	2.8%
Electrician Apprenticeship	4	2.3%
Liberal Arts/ Science	4	2.3%
Computer Information Systems	3	1.7%
English	3	1.7%
Accounting	2	1.1%
Architecture/Architrl Drft	2	1.1%
Auto Engine Overhaul	2	1.1%
Child Dvp & Family Relations	2	1.1%
Computer Graphic Art	2	1.1%
Culinary Arts	2	1.1%
Indstrl Tech,Automotive Optn	2	1.1%
Indstrl Tech,Electronics Optn	2	1.1%
LVN to Associate Degree Nurse	2	1.1%
Mathematics	2	1.1%
Physical Education	2	1.1%
Radiological Technology	2	1.1%
Real Estate	2	1.1%
Sociology	2	1.1%
Vocational Nursing	2	1.1%
Animal Science	1	0.6%
Art	1	0.6%
Auto Tune-up	1	0.6%
Chief Officer Certification	1	0.6%
Child Dvpmnt Master Teacher	1	0.6%
Engineering Technology	1	0.6%
Environmental Horticulture	1	0.6%
Fire Officer Certification	1	0.6%
Fire Technology	1	0.6%
Human Services	1	0.6%
Photography	1	0.6%
Pre-veterinary Medicine	1	0.6%
Theatre Arts	1	0.6%
Grand Total	176	

Self-Declared Goal - F03 ACDV B68 Cohort		
Goal	#	%
Associate degree w/o transfer	7	4.0%
BA after completing AA	74	42.0%
BA w/o completing AA	23	13.1%
Vocational degree w/o transfer	5	2.8%
Earn vocational certificate	3	1.7%
Maintain certificate/license	2	1.1%
Job advancement	3	1.7%
Prepare for new career	4	2.3%
Discover career interests	4	2.3%
Educational development	1	0.6%
Improve basic skills	4	2.3%
GED preparation	1	0.6%
Undecided	45	25.6%
Grand Total	176	

Bakersfield College
CA Benchmarking Project
Migration through Basic Skills Worksheet

English Sequence - Beginning with Highest Level Basic Skills

Tracking first-time students taking ENGLB60 in Fall 2003 through their subsequent enrollments in ENGL B1 and ENGL B1A from Spring 2004 through Spring 2007 (10 terms in all).

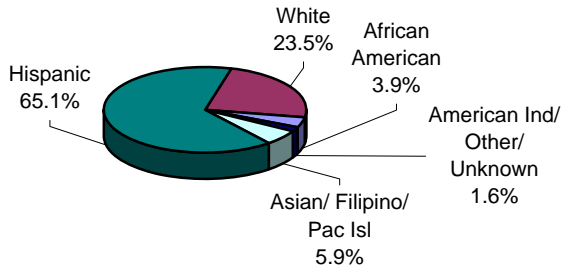
Ethnicity	English Course Sequence										% of ENGLB60 Cohort to Successfully Complete Transfer English within 10 Terms	
	ENGL B60 (Cohort) 2 Levels Below Transfer			ENGL B1 1 Level Below Transfer				ENGL B1A Transfer Level				
	Enrolled # in Cohort	Successful #	%	Enrolled #	% of Cohort	Successful #	%	Enrolled #	% of Cohort	Successful #		%
African American	10	4	40.0%	4	40.0%	2	50.0%	1	10.0%	1	100%	10.0%
Hispanic	166	73	44.0%	57	34.3%	34	59.6%	27	16.3%	20	74.1%	12.0%
Asian/ Filipino/ Pacific Islander	15	8	53.3%	8	53.3%	7	87.5%	6	40.0%	6	100%	40.0%
White	60	40	66.7%	31	51.7%	25	80.6%	19	31.7%	14	73.7%	23.3%
Other / Unknown	4	1	25.0%	1	25.0%	1	100%	-	0.0%	-	0.0%	0.0%
Total	255	126	49.4%	101	39.6%	69	68.3%	53	20.8%	41	77.4%	16.1%

Explanation: The study includes first-time students who began their sequence of English coursework in ENGL B60, the highest level basic skills English course, during Fall 2003. They were tracked for subsequent enrollments from Spring 2004 through Spring 2007 including summer terms - 10 terms in all. Enrollments and successful completions (A, B, C or CR grades) were noted as they migrated from the highest level basic skills course up to the transfer level English course. Success rates in the subsequent courses include the best attempt in the course.

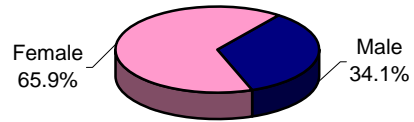
**Bakersfield College
CA Benchmarking Project**

ENGLISH - Highest Basic Skills Cohort (ENGL B60) Demographics - Fall 2003

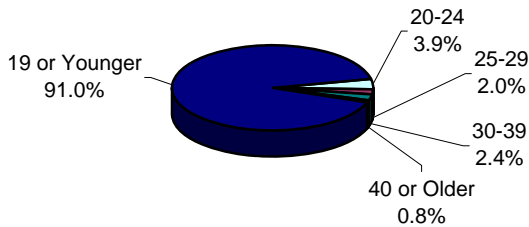
Ethnicity - F03 ENGLB60 Cohort



Gender - F03 ENGLB60 Cohort

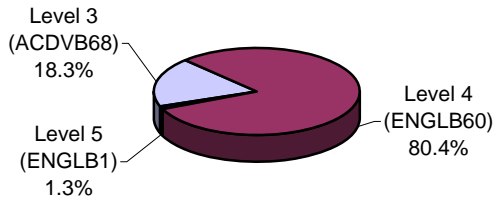


Age - F03 ENGLB60 Cohort



Placement Results - F03 ENGLB60 Cohort

Results below are for those who tested.
However, 5.9% of the cohort did not have test results.



Major - F03 ENGLB60 Cohort		
Major	#	%
Undeclared	78	30.6%
Registered Nursing	17	6.7%
Business Administration	12	4.7%
Liberal Studies	12	4.7%
Administration of Justice	11	4.3%
Child Development Teacher	10	3.9%
Radiological Technology	9	3.5%
Vocational Nursing	9	3.5%
Architecture/Architrl Drft	8	3.1%
Accounting	6	2.4%
Psychology	6	2.4%
Correctional Administration	5	2.0%
LVN to Associate Degree Nurse	5	2.0%
Sociology	5	2.0%
Engineering, General	4	1.6%
History	4	1.6%
Animal Science	3	1.2%
Biology	3	1.2%
Engineering Technology	3	1.2%
Indstrl Tech,Automotive Optn	3	1.2%
Liberal Arts/ Science	3	1.2%
Administrative Office Asst	2	0.8%
Child Dvlp & Family Relations	2	0.8%
Child Dvlpmnt Master Teacher	2	0.8%
Culinary Arts	2	0.8%
English	2	0.8%
Fire Officer Certification	2	0.8%
Fire Technology	2	0.8%
General Business	2	0.8%
Mathematics	2	0.8%
Photography	2	0.8%
Political Science	2	0.8%
Pre-veterinary Medicine	2	0.8%
Agriculture Business Mgmt	1	0.4%
Art	1	0.4%
Chemistry	1	0.4%
Chief Officer Certification	1	0.4%
Computer Graphic Art	1	0.4%
Computer Science	1	0.4%
Indstrl Tech,Welding Option	1	0.4%
Journalism	1	0.4%
Marketing	1	0.4%
Physical Education	1	0.4%
Physics	1	0.4%
Plumbing/Pipefitting	1	0.4%
Real Estate	1	0.4%
Retail Management-Supermarket	1	0.4%
Spanish	1	0.4%
Grand Total	255	

Self-Declared Goal - F03 ENGLB60 Cohort		
Goal	#	%
Associate degree w/o transfer	4	1.6%
BA after completing AA	136	53.3%
BA w/o completing AA	16	6.3%
Vocational degree w/o transfer	9	3.5%
Earn vocational certificate	5	2.0%
Maintain certificate/license	1	0.4%
Job advancement	1	0.4%
Prepare for new career	9	3.5%
Discover career interests	7	2.7%
Educational development	0	0.0%
Improve basic skills	4	1.6%
GED preparation	2	0.8%
Undecided	61	23.9%
Grand Total	255	