

Bakersfield College

CA Benchmarking Project

Reading Sequence Cohorts

Contents:

As Described in Step 3 of the Workbook

- Successful Course Completion Rates
- Graphs Illustrating the Successful Course Completion Rates
- Full Grade Distributions – Includes Counts for all Grades not just Successful Grades

As Described in Step 4 of the Workbook

- Migration through Basic Skills, starting with the Lowest Basic Skills Course (ACDVB91)
 - Cohort Demographics (ACDVB91) – Provided as Additional Information
- Migration through Basic Skills, starting with the Highest Basic Skills Course (ACDVB50)
 - Cohort Demographics (ACDVB50) – Provided as Additional Information

Bakersfield College
CA Benchmarking Project

Reading Sequence - Successful Course Completion Rates - Fall 2007

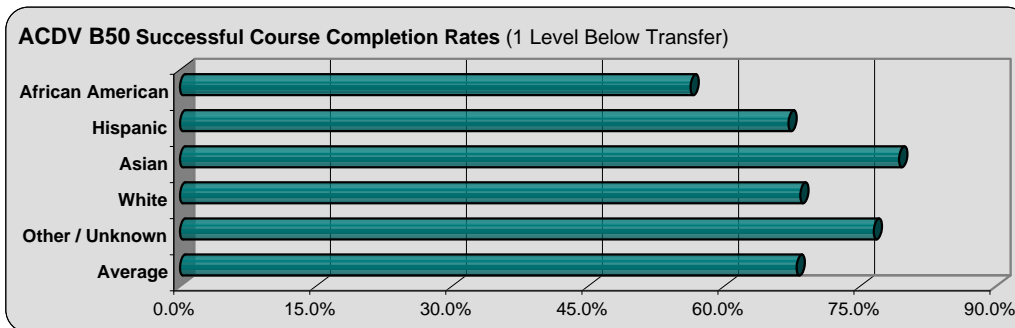
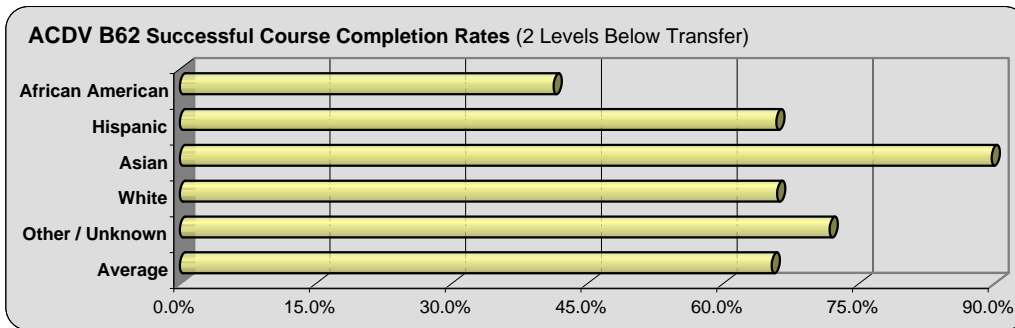
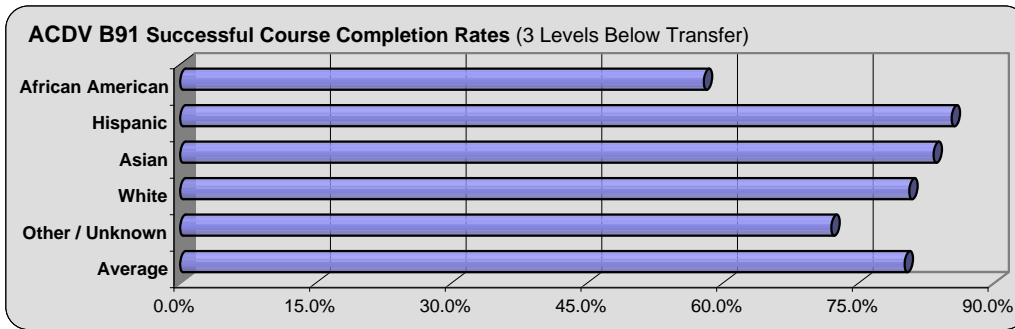
Baseline Data of Successful Course Completion¹ Rates for Courses in the Reading Sequence

Ethnicity		Reading Course Sequence			
		ACDV B91 3 Levels Below Transfer	ACDV B62 2 Levels Below Transfer	ACDV B50 1 Level Below Transfer	Transfer Coursework ²
African American	Number Enrolled	19	46	32	702
	Success Number	11	19	18	303
	Success Rate	57.9%	41.3%	56.3%	43.2%
Hispanic	Number Enrolled	109	229	307	4070
	Success Number	93	151	206	2217
	Success Rate	85.3%	65.9%	67.1%	54.5%
Asian/ Filipino/ Pacific Islander	Number Enrolled	12	29	29	661
	Success Number	10	26	23	439
	Success Rate	83.3%	89.7%	79.3%	66.4%
White	Number Enrolled	31	53	79	3292
	Success Number	25	35	54	2129
	Success Rate	80.6%	66.0%	68.4%	64.7%
Other / Unknown	Number Enrolled	25	39	34	780
	Success Number	18	28	26	440
	Success Rate	72.0%	71.8%	76.5%	56.4%
Total	Number Enrolled	196	396	481	9505
	Success Number	157	259	327	5528
	Success Rate	80.1%	65.4%	68.0%	58.2%

¹ Course Completion with a Grade of A, B, C or Credit is considered "Successful"

² Reading Transfer Coursework includes transfer level courses that satisfy the Social/Behavioral Sciences requirements for graduation or transfer (as outlined on pages 36-45 of the 2007-08 BC Catalog). Each of these courses has either a prerequisite for Reading Level 5/6 or a course prerequisite that has a prerequisite for Reading Level 5/6. The specific courses include: AGBS B2; AGRI B1; ANTH B2, B3, B5; BSAD B5, B20, B40; CHDV B21; CHST B30A, B30B, B33, B36; COMM B6, B7; CRIM B1, B5, B12; ECON B1, B2; ENGL B23; GEOG B2; GERO B8; HIST (all); HMSV B8, B45; JRNL B1; POLS B1, B2, B3, B12, B16; PSYC B1A, B8, B20, B40; SOCI B1, B2, B20, B28, B36, B45.

Bakersfield College
CA Benchmarking Project
Reading Sequence - Successful Course Completion Rates¹ - Fall 2007



¹ Course Completion with a Grade of A, B, C or Credit is considered "Successful"

² Reading Transfer Coursework includes transfer level courses that satisfy the Social and Behavioral Sciences requirements for graduation or transfer (as outlined on pages 36-45 of the 2007-08 BC Catalog). Each of these courses has either a prerequisite for Reading Level 5/6 or a course prerequisite that has a prerequisite for Reading Level 5/6. The specific courses include: AGBS B2; AGRI B1; ANTH B2, B3, B5; BSAD B5, B20, B40; CHDV B21; CHST B30A, B30B, B33, B36; COMM B6, B7; CRIM B1, B5, B12; ECON B1, B2; ENGL B23; GEOG B2; GERO B8; HIST (all); HMSV B8, B45; JRNL B1; POLS B1, B2, B3, B12, B16; PSYC B1A, B8, B20, B40; SOCI B1, B2, B20, B28, B36, B45.

Bakersfield College
CA Benchmarking Project

Reading Sequence - Successful Course Completion Rates - Fall 2007

Grade Distributions for all Sections of each Course in the Reading Course Sequence

Course	Ethnicity	Grades								Successful ¹	
		A	B	C	D	F	IF	W	Total	#	%
ACDVB91	African American	4	3	4	1	3		4	19	11	57.9%
	Hispanic	41	28	24	3	7		6	109	93	85.3%
	Asian/Filipino/Pacific Islander	8	2					2	12	10	83.3%
	White	7	9	9		2		4	31	25	80.6%
	Other/Unknown	5	11	2	2	4		1	25	18	72.0%
	ACDVB91 Total	65	53	39	6	16		17	196	157	80.1%
ACDVB62	African American	8	3	8	5	8	1	13	46	19	41.3%
	Hispanic	48	67	36	20	25		33	229	151	65.9%
	Asian/Filipino/Pacific Islander	15	10	1		1		2	29	26	89.7%
	White	13	13	9	4	7		7	53	35	66.0%
	Other/Unknown	12	9	7	3	3		5	39	28	71.8%
	ACDVB62 Total	96	102	61	32	44	1	60	396	259	65.4%
ACDVB50	African American	7	7	4	1	3	3	7	32	18	56.3%
	Hispanic	87	71	48	19	36	4	42	307	206	67.1%
	Asian/Filipino/Pacific Islander	12	8	3	1	3		2	29	23	79.3%
	White	25	20	9	5	4	1	15	79	54	68.4%
	Other/Unknown	8	13	5	3	3		2	34	26	76.5%
	ACDVB50 Total	139	119	69	29	49	8	68	481	327	68.0%
Transfer Coursework ²	African American	88	96	119	61	199	6	133	702	303	43.2%
	Hispanic	531	874	812	394	786	21	648	4070	2217	54.5%
	Asian/Filipino/Pacific Islander	160	141	138	49	96	1	76	661	439	66.4%
	White	869	670	590	227	449	13	471	3292	2129	64.7%
	Other/Unknown	165	133	142	52	173	4	111	780	440	56.4%
	Transfer Coursework Total	1813	1914	1801	783	1703	45	1439	9505	5528	58.2%

¹ Course Completion with a Grade of A, B, C or Credit is considered "Successful"

² Reading Transfer Coursework includes transfer level courses that satisfy the Social and Behavioral Sciences requirements for graduation or transfer (as outlined on pages 36-45 of the 2007-08 BC Catalog). Each of these courses has either a prerequisite for Reading Level 5/6 or a course prerequisite that has a prerequisite for Reading Level 5/6. The specific courses include: AGBS B2; AGRI B1; ANTH B2, B3, B5; BSAD B5, B20, B40; CHDV B21; CHST B30A, B30B, B33, B36; COMM B6, B7; CRIM B1, B5, B12; ECON B1, B2; ENGL B23; GEOG B2; GERO B8; HIST (all); HMSV B8, B45; JRNL B1; POLS B1, B2, B3, B12, B16; PSYC B1A, B8, B20, B40; SOCI B1, B2, B20, B28, B36, B45.

Bakersfield College
CA Benchmarking Project
Migration through Basic Skills Worksheet

Reading Sequence - Students Beginning with Lowest Level Basic Skills

Tracking first-time students taking ACDV B91 in Fall 2003 through their subsequent enrollments in ACDV B62, ACDV B50 and specific transfer level coursework¹ from Spring 2004 through Spring 2007 (10 terms).

Reading Course Sequence																
Ethnicity	ACDV B91 (Cohort) 3 Levels Below Transfer			ACDV B62 2 Levels Below Transfer				ACDV B50 1 Level Below Transfer				Transfer Level Coursework¹				% of ACDVB91 Cohort to Successfully Complete Transfer Coursework¹ within 10 Terms
	Enrolled	Successful		Enrolled		Successful		Enrolled		Successful		Enrolled		Successful		
	# in Cohort	#	%	#	% of Cohort	#	%	#	% of Cohort	#	%	#	% of Cohort	#	%	
African American	9	5	55.6%	2	22.2%	2	100.0%	2	22.2%	2	100%	2	22.2%	-	0.0%	0.0%
Hispanic	72	52	72.2%	40	55.6%	33	82.5%	22	30.6%	20	90.9%	19	26.4%	17	89%	23.6%
Asian/ Filipino/ Pacific Islander	10	6	60.0%	4	40.0%	4	100.0%	4	40.0%	3	75%	3	30.0%	2	66.7%	20.0%
White	22	13	59.1%	7	31.8%	7	100.0%	5	22.7%	5	100.0%	4	18.2%	2	50%	9.1%
Other / Unknown	2	1	50.0%	1	50.0%	1	100.0%	1	50.0%	1	100.0%	1	50.0%	1	100%	50.0%
Total	115	77	67.0%	54	47.0%	47	87.0%	34	29.6%	31	91.2%	29	25.2%	22	75.9%	19.1%

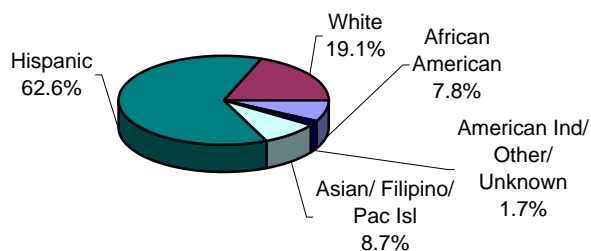
Explanation: The study includes first-time students who began their sequence of Reading coursework in ACDVB91, the lowest level basic skills Reading course, during Fall 2003. They were tracked for subsequent enrollments from Spring 2004 through Spring 2007 including summer terms - 10 terms in all. Enrollments and successful completions (A, B, C or CR grades) were noted as they migrated from the lowest level basic skills course up to specific transfer level courses (see below). Success rates in the subsequent coursework include the best attempt in the course.

¹ Reading Transfer Coursework includes transfer level courses that satisfy the Social/Behavioral Sciences requirements for graduation or transfer (as outlined on pages 36-45 of the 2007-08 BC Catalog). Each of these courses has either a prerequisite for Reading Level 5/6 or a course prerequisite that has a prerequisite for Reading Level 5/6. The specific courses include: AGBS B2; AGRI B1; ANTH B2, B3, B5; BSAD B5, B20, B40; CHDV B21; CHST B30A, B30B, B33, B36; COMM B6, B7; CRIM B1, B5, B12; ECON B1, B2; ENGL B23; GEOG B2; GERO B8; HIST (all); HMSV B8, B45; JRNL B1; POLS B1, B2, B3, B12, B16; PSYC B1A, B8, B20, B40; SOCI B1, B2, B20, B28, B36, B45.

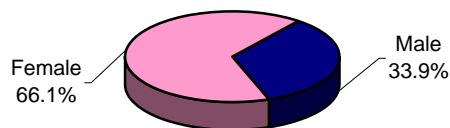
Bakersfield College
CA Benchmarking Project

READING - Lowest Basic Skills Cohort (ACDV B91) Demographics - Fall 2003

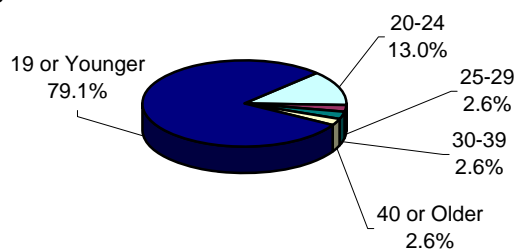
Ethnicity - F03 ACDVB91 Cohort



Gender - F03 ACDVB91 Cohort

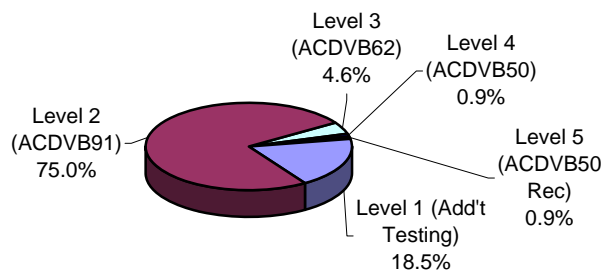


Age - F03 ACDVB91 Cohort



Placement Results - F03 ACDVB91 Cohort

Results below are for those who tested.
 However, 6.1% of the cohort did not have test results.



Major - F03 ACDV B91 Cohort		
Major	#	%
Undeclared	37	32.2%
Registered Nursing	7	6.1%
Administration of Justice	6	5.2%
Business Administration	6	5.2%
Child Development Teacher	5	4.3%
Child Dvp & Family Relations	5	4.3%
Architecture/Architrl Drft	4	3.5%
Liberal Studies	4	3.5%
LVN to Associate Degree Nurse	4	3.5%
Correctional Administration	3	2.6%
Radiological Technology	3	2.6%
Accounting	2	1.7%
Animal Science	2	1.7%
Art	2	1.7%
Biology	2	1.7%
Computer Science	2	1.7%
History	2	1.7%
Liberal Arts/ Science	2	1.7%
Psychology	2	1.7%
Sociology	2	1.7%
Vocational Nursing	2	1.7%
Administrative Office Asst	1	0.9%
Child Dvpmnt Master Teacher	1	0.9%
Computer Graphic Art	1	0.9%
Electrician Apprenticeship	1	0.9%
English	1	0.9%
Fire Technology	1	0.9%
Human Services	1	0.9%
Mathematics	1	0.9%
Music	1	0.9%
Pre-veterinary Medicine	1	0.9%
Real Estate	1	0.9%
Grand Total	115	

Self-Declared Goal - F03 ACDV B91 Cohort		
Goal	#	%
Associate degree w/o transfer	1	0.9%
BA after completing AA	49	42.6%
BA w/o completing AA	11	9.6%
Vocational degree w/o transfer	4	3.5%
Earn vocational certificate	3	2.6%
Maintain certificate/license	1	0.9%
Job advancement	1	0.9%
Prepare for new career	4	3.5%
Discover career interests	4	3.5%
Educational development	1	0.9%
Improve basic skills	3	2.6%
GED preparation	0	0.0%
Undecided	33	28.7%
Grand Total	115	

Bakersfield College
CA Benchmarking Project
Migration through Basic Skills Worksheet

Reading Sequence - Beginning with Highest Level Basic Skills

Tracking first-time students taking ACDVB50 in Fall 2003 through their subsequent enrollments in specific transfer Level coursework¹ from Spring 2004 through Spring 2007 (10 terms in all).

Ethnicity	Reading Course Sequence							% of ACDVB50 Cohort to Successfully Complete Transfer Coursework ¹ within 10 Terms
	ACDV B50 (Cohort) 1 Level Below Transfer			Transfer Level Coursework ¹				
	Enrolled # in Cohort	Successful #	%	Enrolled #	% of Cohort	Successful #	%	
African American	8	5	62.5%	5	62.5%	4	0.0%	50.0%
Hispanic	84	55	65.5%	46	54.8%	42	91.3%	50.0%
Asian/ Filipino/ Pacific Islander	6	4	66.7%	3	50.0%	2	66.7%	33.3%
White	33	20	60.6%	17	51.5%	11	64.7%	33.3%
Other / Unknown	2	1	50.0%	-	0.0%	-	0.0%	0.0%
Total	133	85	63.9%	71	53.4%	59	83.1%	44.4%

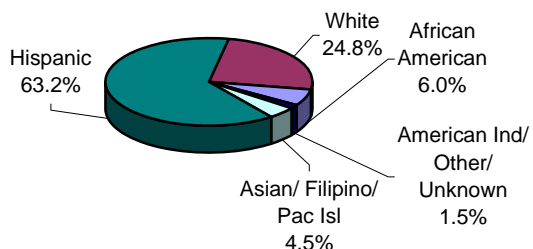
Explanation: The study includes first-time students who began their sequence of Reading coursework in ACDVB50, the highest level basic skills Reading course, during Fall 2003. They were tracked for subsequent enrollments from Spring 2004 through Spring 2007 including summer terms - 10 terms in all. Enrollments and successful completions (A, B, C or CR grades) were noted as they migrated to specific transfer level courses (see below). Success rates in the subsequent transfer coursework include the students best attempt.

¹ Reading Transfer Coursework includes transfer level courses that satisfy the Social/Behavioral Sciences requirements for graduation or transfer (as outlined on pages 36-45 of the 2007-08 BC Catalog). Each of these courses has either a prerequisite for Reading Level 5/6 or a course prerequisite that has a prerequisite for Reading Level 5/6. The specific courses include: AGBS B2; AGRI B1; ANTH B2, B3, B5; BSAD B5, B20, B40; CHDV B21; CHST B30A, B30B, B33, B36; COMM B6, B7; CRIM B1, B5, B12; ECON B1, B2; ENGL B23; GEOG B2; GERO B8; HIST (all); HMSV B8, B45; JRNL B1; POLS B1, B2, B3, B12, B16; PSYC B1A, B8, B20, B40; SOCI B1, B2, B20, B28, B36, B45.

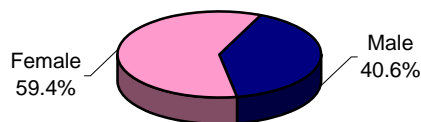
Bakersfield College
CA Benchmarking Project

READING - Highest Basic Skills Cohort (ACDVB50) Demographics - Fall 2003

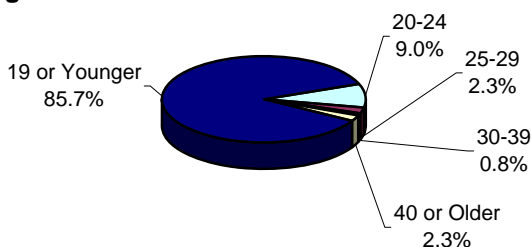
Ethnicity - F03 ACDVB50 Cohort



Gender - F03 ACDVB50 Cohort

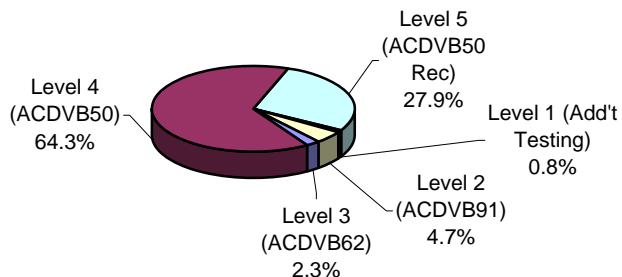


Age - F03 ACDVB50 Cohort



Placement Results - F03 ACDVB50 Cohort

Results below are for those who tested.
However, 3.0% of the cohort did not have test results.



Major - F03 ACDV B50 Cohort		
Major	#	%
Undeclared	45	33.8%
Business Administration	9	6.8%
Liberal Studies	8	6.0%
Administration of Justice	7	5.3%
Psychology	6	4.5%
Child Development Teacher	5	3.8%
Engineering, General	4	3.0%
Radiological Technology	4	3.0%
Biology	3	2.3%
Liberal Arts/ Science	3	2.3%
LVN to Associate Degree Nurse	3	2.3%
Music	3	2.3%
Physical Education	3	2.3%
History	2	1.5%
Mathematics	2	1.5%
Photography	2	1.5%
Registered Nursing	2	1.5%
Sociology	2	1.5%
Accounting	1	0.8%
Architecture/Architrl Drft	1	0.8%
Art	1	0.8%
Chief Officer Certification	1	0.8%
Child Dvp & Family Relations	1	0.8%
Computer Graphic Art	1	0.8%
Computer Information Systems	1	0.8%
Computer Science	1	0.8%
Correctional Administration	1	0.8%
Engineering Technology	1	0.8%
English	1	0.8%
Fire Officer Certification	1	0.8%
Fire Technology	1	0.8%
Human Services	1	0.8%
Indstrl Tech,Automotive Optn	1	0.8%
Indstrl Tech,Electronics Optn	1	0.8%
Plumbing/Pipefitting	1	0.8%
Pre-veterinary Medicine	1	0.8%
Real Estate	1	0.8%
Spanish	1	0.8%
Grand Total	133	

Self-Declared Goal - F03 ACDV B50 Cohort		
Goal	#	%
Associate degree w/o transfer	3	2.3%
BA after completing AA	68	51.1%
BA w/o completing AA	9	6.8%
Vocational degree w/o transfer	4	3.0%
Earn vocational certificate	0	0.0%
Maintain certificate/license	0	0.0%
Job advancement	2	1.5%
Prepare for new career	9	6.8%
Discover career interests	4	3.0%
Educational development	1	0.8%
Improve basic skills	1	0.8%
GED preparation	0	0.0%
Undecided	32	24.1%
Grand Total	133	