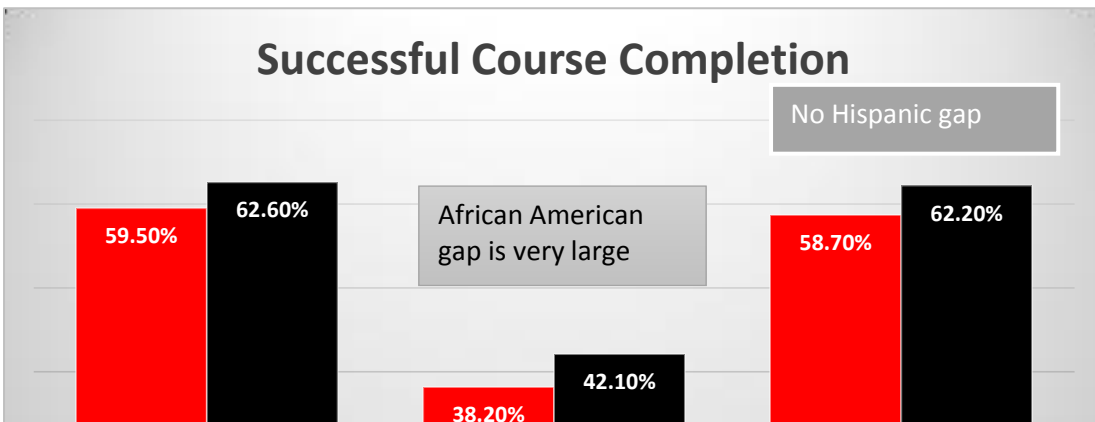


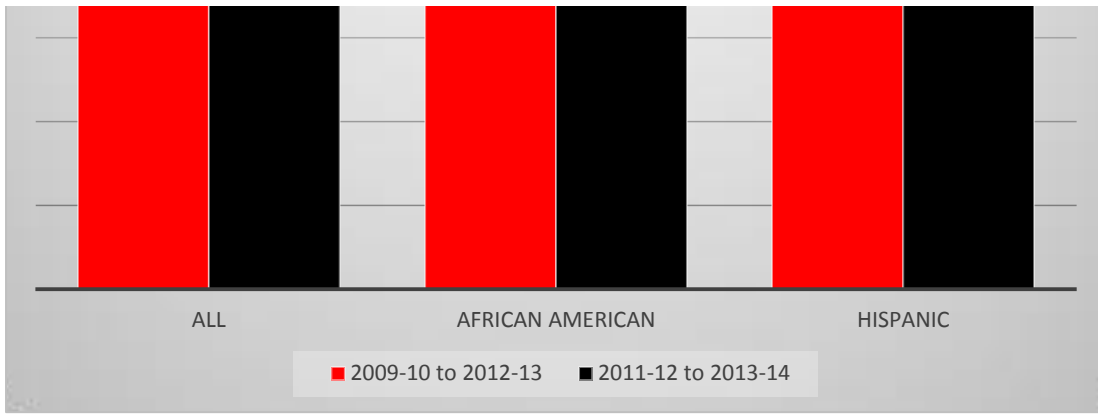
Bakersfield College Student Success Improvement and Achievement Gap
 2009-10 2011-12
 to to 2013-
 2012-13 14 change

*May 2015 Achieving t

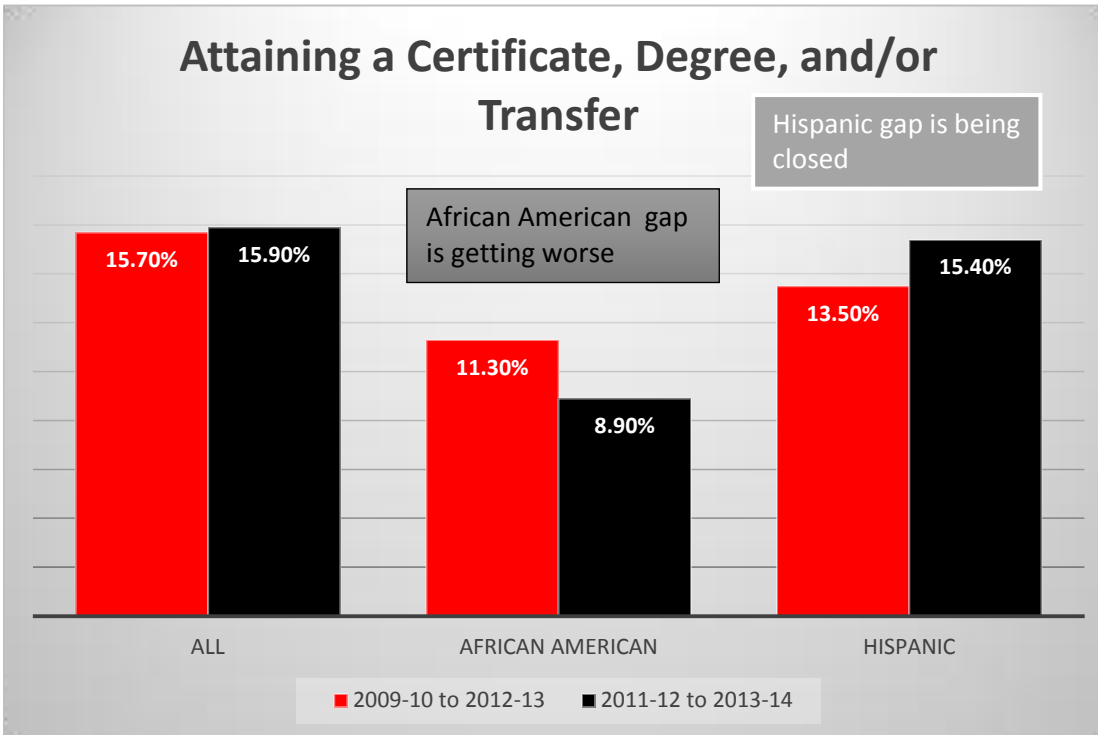
Examining 3 year Coho

Remedial English Completion				
all	21.30%	24.90%	3.60%	↑
African American	6.90%	10.30%	3.40%	↑
Hispanic	22%	25.70%	3.70%	↑
Remedial Math Completion				
all	19.10%	23.30%		↑
African American	8.70%	9.30%		↑
Hispanic	20.70%	24.10%		↑
Success in English Gateway Course				
all	69%	77%	8.70%	↑
African American	56.70%	76.90%	20.20%	↑
Hispanic	64%	73.30%	9.30%	↑
Success in Math Gateway Course				
all	59.90%	68.80%	8.90%	↑
African American	43.50%	55.20%	11.90%	↑
Hispanic	57.40%	67.70%	10.30%	↑
Successful Course Completion				
all	59.50%	62.60%	3.10%	↑
African American	38.20%	42.10%	3.90%	↑
Hispanic	58.70%	62.20%	3.50%	↑
Persistence Fall to Spring				
all	70.60%	72%	1.40%	↑
African American	60.30%	52.80%	-7.50%	↓
Hispanic	73.40%	75.50%	2.10%	↑
Persistence Fall to Fall				
all	54.30%	55.20%	0.90%	↑
African American	40.60%	34.40%	-6.20%	↓
Hispanic	57.40%	59.30%	1.90%	↑
Attaining a Certificate, Degree, and/or Transfer				
all	15.70%	15.90%	0.20%	↑
African American	11.30%	8.90%	-2.40%	↓
Hispanic	13.50%	15.40%	1.90%	↑



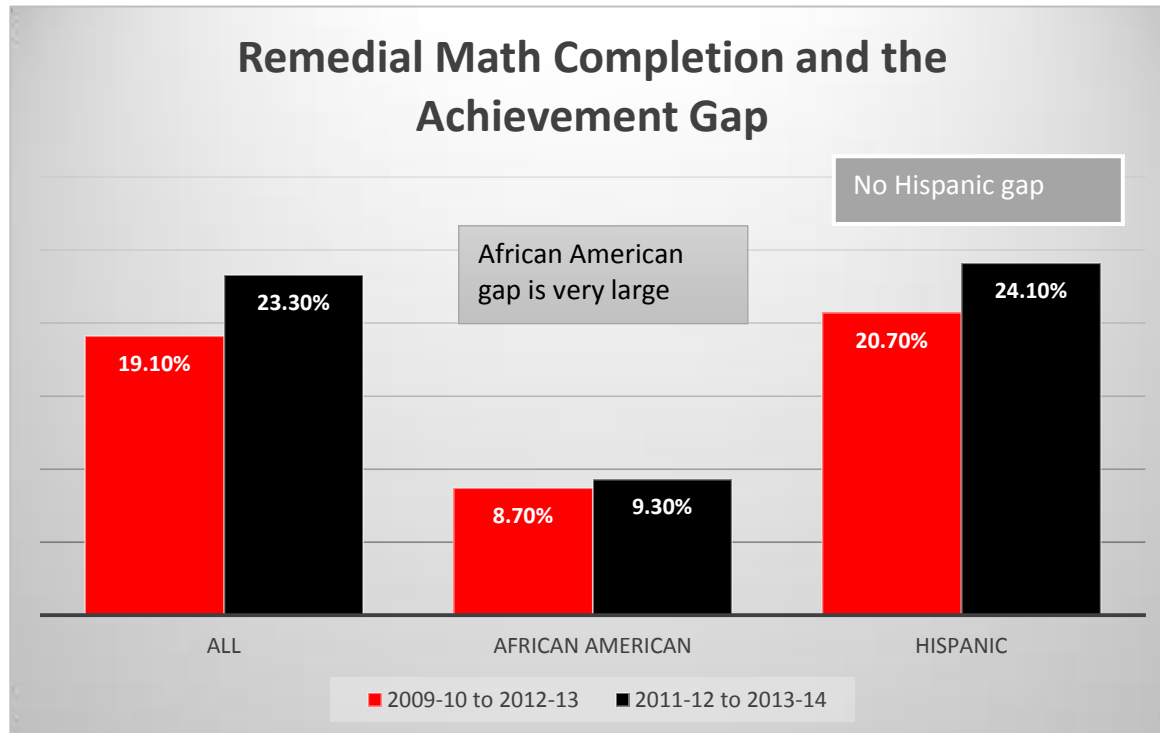
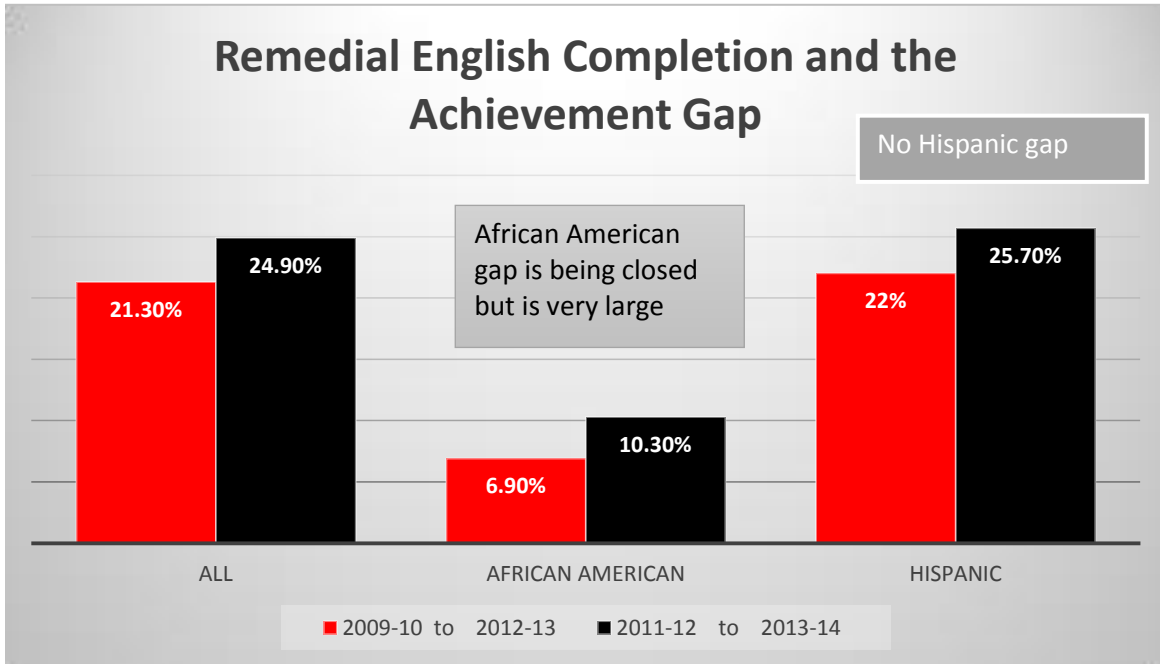


Attaining a Certificate, Degree, and/or Transfer



the Dream Student Success Elements

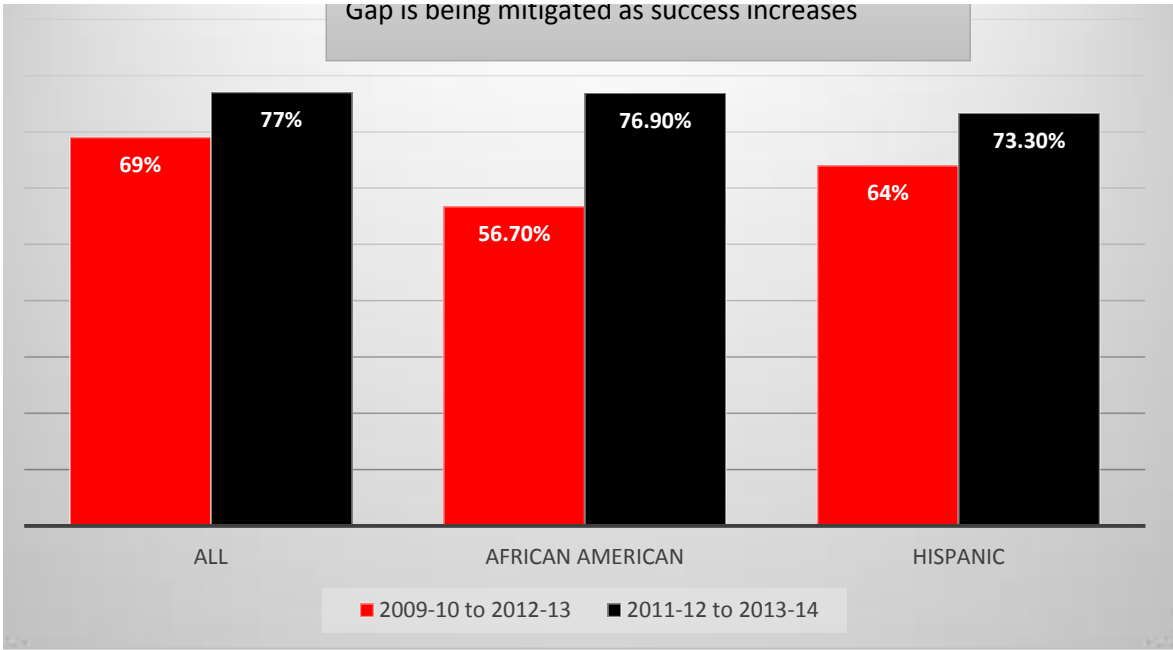
starts beginning in year indicated



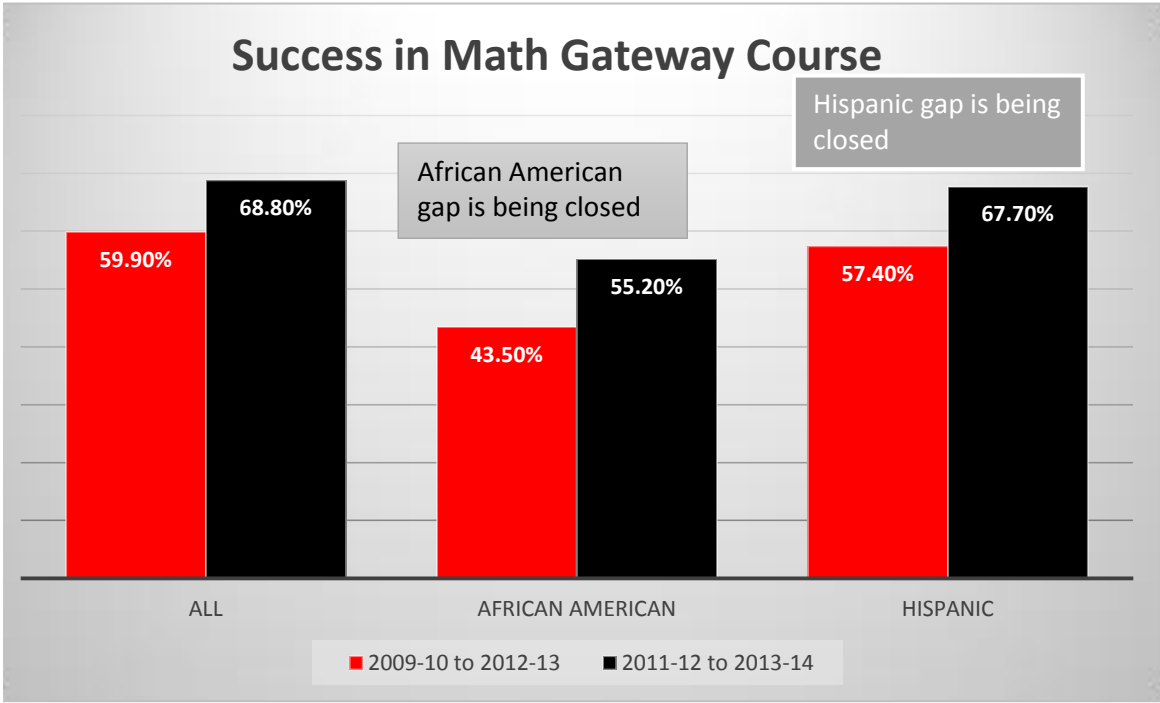
Success in English Gateway Course

Gap is being initiated as success increases

Gap is being mitigated as success increases



Success in Math Gateway Course



Achievement Gap erased as the overall success goes up